



# Restricted Access Vehicle:

# Agricultural Combination Operating Conditions



## Contents

|           |   |           |
|-----------|---|-----------|
| <b>1</b>  | <b>APPLICATION .....</b>                                  | <b>6</b>  |
| <b>2</b>  | <b>COMPLYING WITH LICENSING CONDITIONS.....</b>           | <b>6</b>  |
| <b>3</b>  | <b>COMPULSORY HEAVY VEHICLE INCIDENT REPORTING .....</b>  | <b>6</b>  |
| <b>4</b>  | <b>MASS LIMITS.....</b>                                   | <b>6</b>  |
| 4.1       | Agricultural Combinations fitted with Tyres .....         | 6         |
| 4.2       | Agricultural Combinations fitted with Rubber Tracks ..... | 7         |
| <b>5</b>  | <b>DIMENSION LIMITS.....</b>                              | <b>7</b>  |
| <b>6</b>  | <b>WARNING DEVICES.....</b>                               | <b>7</b>  |
| 6.1       | Lights.....   | 7         |
| 6.2       | Warning Signs and Flags.....                              | 8         |
| 6.3       | Additional Lighting Requirements at Night .....           | 8         |
| <b>7</b>  | <b>ACCESS CONDITIONS .....</b>                            | <b>8</b>  |
| 7.1       | Approved Roads .....                                      | 8         |
| 7.2       | Bridges Restrictions .....                                | 8         |
| 7.3       | Route Assessment.....                                     | 9         |
| 7.4       | Damage .....  | 9         |
| 7.5       | Speed Restrictions.....                                   | 9         |
| 7.6       | Other Agency Height Approvals .....                       | 9         |
| 7.7       | Minimum Following Distance .....                          | 9         |
| <b>8</b>  | <b>PILOT &amp; TRAFFIC ESCORT REQUIREMENTS .....</b>      | <b>10</b> |
| 8.1       | Number of Pilot & Traffic Escort Vehicles.....            | 10        |
| 8.2       | General Pilot Requirements .....                          | 10        |
| 8.3       | Convoy Travel with Pilot Vehicles .....                   | 10        |
| <b>9</b>  | <b>CURFEWS .....</b>                                      | <b>11</b> |
| 9.1       | Night Curfews .....                                       | 11        |
| 9.2       | Perth Metropolitan Curfew Area .....                      | 11        |
| 9.3       | Christmas and New Year Curfews .....                      | 11        |
| 9.4       | Easter Curfews .....                                      | 12        |
| 9.5       | Long Weekends.....  | 12        |
| 9.6       | Poor Visibility .....                                     | 12        |
| <b>10</b> | <b>TOWING.....</b>  | <b>13</b> |
| <b>11</b> | <b>CARRYING A LOAD .....</b>                              | <b>13</b> |
| <b>12</b> | <b>ORDER SUSPENSION .....</b>                             | <b>13</b> |
| <b>13</b> | <b>AMENDMENTS &amp; NOTIFICATIONS .....</b>               | <b>13</b> |
| <b>14</b> | <b>APPENDICES .....</b>                                   | <b>14</b> |
|           | Appendix 1A - Agricultural Pilot Requirements.....        | 15        |
|           | Appendix 1B - General Pilot Requirements .....            | 16        |
|           | Appendix 2 – Perth Metropolitan Area .....                | 17        |
|           | Appendix 3 – Central Zones.....                           | 18        |
|           | Appendix 4 - Mandurah Curfew Map.....                     | 19        |
|           | Appendix 5 – Part 13, Division 2 Extract .....            | 20        |

## Document Control

|                  |                                   |
|------------------|-----------------------------------|
| Owner            | Main Roads Heavy Vehicle Services |
| Custodian        | Access Manager                    |
| Document Number  | D19#842922                        |
| Issue Date       | 8 September 2020                  |
| Review Frequency | As Required                       |

## Amendments

| Revision Number | Revision Date | Description of Key Changes                                      | Clause / Page No. |
|-----------------|---------------|---|-------------------|
| 1               | 27/11/2019    | Correction – added text "other than an agricultural implement". | Cl.10.5           |
| 2               | 14/01/2020    | Updated Appendix 1B   | P. 16             |
| 3               | 3/8/2020      | Changed name from RAV Network to Tandem Drive Network           | P. 4 and P. 9     |
| 4               | 08/09/2020    | Updated Compulsory Heavy Vehicle Incident Reporting.            | 3 / 6             |

## References and related Documents

| Document Number   | Description   |
|-------------------|---|
| <b>D15#453366</b> | Oversize Vehicle & Pilot Vehicle General Requirements |
| <b>D18#793921</b> | Agricultural Pilot Operational Requirements           |
| <b>D13#317598</b> | Contact Details for Other Agency Approvals            |

# Definitions

The following are definitions for terms used in these Operating Conditions. Refer to the definitions in the Road Traffic (Vehicles) Act 2012 and any subsidiary legislation to this Act for the meanings of any terms not defined in this section.

| Term                            | Definition  |
|---------------------------------|---|
| <b>Agricultural Combination</b> | A self-propelled vehicle, including an agricultural machine, that is towing an agricultural implement or two or more vehicles that include an agricultural implement in combination, exceeding statutory mass and/or dimension limits.  |
| <b>Agricultural Pilot</b>       | A person authorised to accompany an Agricultural Combination under the <i>Heavy Vehicle Agricultural Pilot Authorisation</i> , who is not required to hold any formal qualifications or a heavy vehicle pilot licence.  |
| <b>Central Zones</b>            | The area within and including the boundaries of the Perth and Fremantle Central Zones as depicted in <i>Appendix 3</i> .  |
| <b>Curfew</b>                   | A period when the movement of an Agricultural Combination is not permitted.   |
| <b>Day</b>                      | The hours between sunrise and sunset. Sunrise and sunset times can be obtained from the Perth Observatory website at <a href="http://www.perthobservatory.com.au/">www.perthobservatory.com.au/</a> or by contacting the Perth Observatory on 08 9293 8255, or from the Geoscience Australia website at <a href="http://www.ga.gov.au/geodesy/astro/sunrise.jsp">http://www.ga.gov.au/geodesy/astro/sunrise.jsp</a> |
| <b>Friday Long Weekend</b>      | A weekend extended to three days where the preceding Friday is the granted Public Holiday.  |
| <b>Front Projection</b>         | The distance measured from the front of the lens of the vehicle's headlights to the forward most part of the vehicle.   |
| <b>Licensed Pilot</b>           | A qualified heavy vehicle pilot who is a holder of a heavy vehicle pilot licence issued under Part 13A of the <i>Road Traffic (Vehicles) Regulations 2014</i> .   |
| <b>Main Roads website</b>       | <a href="http://www.mainroads.wa.gov.au">www.mainroads.wa.gov.au</a>  |
| <b>Mandurah Curfew Map</b>      | The area within <i>Appendix 4</i> .   |
| <b>Monday Long Weekend</b>      | A weekend extended to three days where the following Monday is the granted Public Holiday.  |
| <b>Night</b>                    | The hours between sunset and sunrise. Sunset and sunrise times can be obtained from the Perth Observatory website at <a href="http://www.perthobservatory.com.au/">www.perthobservatory.com.au/</a> or by contacting the Perth Observatory on 08 9293 8255, or from the Geoscience Australia website at <a href="http://www.ga.gov.au/geodesy/astro/sunrise.jsp">http://www.ga.gov.au/geodesy/astro/sunrise.jsp</a> |
| <b>Order</b>                    | An Order issued under the Road Traffic (Vehicles) Act 2012.   |
| <b>Peak Traffic Periods</b>     | The hours of 7:30am to 9:00am and 4:30pm to 6:00pm, Monday to Friday (public holidays excluded).  |

|                                       |  |
|---------------------------------------|--|
| <p><b>Perth Metropolitan Area</b></p> | <p>As depicted in <i>Appendix 2</i>, means the area within:</p> <ul style="list-style-type: none"> <li>(a) the northern boundaries of the Local Government districts of Wanneroo, Swan and Mundaring;</li> <li>(b) the eastern boundaries of the Local Government districts of Wanneroo, Swan, Mundaring, Kalamunda, Armadale and Serpentine-Jarrahdale;</li> <li>(c) the southern boundaries of the Local Government districts of Serpentine-Jarrahdale and Rockingham; and</li> <li>(d) the Indian Ocean coastline.</li> </ul> |
| <p><b>Posted Speed Limit</b></p>      | <p>The speed limit indicated on the speed limit sign or in the absence of a speed limit sign in a built-up area, 50 kilometres per hour.</p>   |
| <p><b>Projection</b></p>              | <p>The distance an object extended beyond the normal confines or body of the vehicle to the front, side or rear.</p>   |
| <p><b>RAV</b></p>                     | <p>Restricted Access Vehicle (RAV) and includes an Agricultural Combination.</p>   |
| <p><b>Tandem Drive Network 2</b></p>  | <p>The Tandem Drive Network 2 approved roads are published in the form of Road Tables or are available on the RAV Mapping Tool on the Main Roads website.</p>  |
| <p><b>Special Permit</b></p>          | <p>A Temporary Permit Exceeding 48 hours (for licencing purposes) for over-mass and over-dimensional vehicles, available from the Department of Transport.</p>   |
| <p><b>Vehicle Regulations</b></p>     | <p>The <i>Road Traffic (Vehicles) Regulations 2014</i>.</p>  |

## 1 APPLICATION

These Operating Conditions apply to a *Class 1 Restricted Access Vehicle* that is an Agricultural Combination and is operating under the *Agricultural Combinations Order* (The Order), available on the Agricultural Vehicles page of the Main Roads website.

The Order applies only to an Agricultural Combination that -

- (a) has a mass not exceeding the limits specified in Section 4 of these Operating Conditions;
- (b) has a dimension not exceeding the limits specified in Section 5 of these Operating Conditions;
- (c) has a towing vehicle, which is licensed, or is covered by a valid *Special Permit*, or is being moved by a dealer using Trade Plates; and
- (d) is operating within Western Australia.

## 2 COMPLYING WITH LICENSING CONDITIONS

Drivers and operators are reminded that in addition to these Operating Conditions, the Agricultural Combination must be driven in accordance with any conditions of the vehicle's licence, as imposed by the relevant *Licensing Authority*.

## 3 COMPULSORY HEAVY VEHICLE INCIDENT REPORTING

All on-road incidents involving an Agricultural Combination must be reported to Main Roads Heavy Vehicle Services by the permit holder. The Heavy Vehicle Incident Reporting form is available on the Incident Reporting page on the Main Roads website and it must be submitted within 48 hours of the incident occurring.

## 4 MASS LIMITS


### 4.1 Agricultural Combinations fitted with Tyres

An Agricultural Combination must not exceed a mass limit specified for an axle in the table below:

| Width of narrowest tyre on axle (mm) |           | Mass limit (t)   |                   |                   |
|--------------------------------------|-----------|------------------|-------------------|-------------------|
| at least                             | less than | axle with 1 tyre | axle with 2 tyres | axle with 4 tyres |
| 190                                  | 228       | 3.0              | 6.0               | 9.0               |
| 228                                  | 254       | 3.0              | 6.0               | 9.5               |
| 254                                  | 279       | 3.0              | 6.0               | 10.0              |
| 279                                  | 305       | 3.25             | 6.5               | 11.0              |
| 305                                  | 330       | 3.5              | 7.0               | 12.0              |
| 330                                  | 356       | 3.75             | 7.5               | 13.0              |
| 356                                  | 381       | 4.0              | 8.0               | 14.0              |
| 381                                  | 406       | 4.5              | 9.0               | 14.0              |
| 406                                  | 458       | 5.0              | 10.0              | 14.0              |
| 458                                  | 508       | 5.5              | 11.0              | 14.0              |
| 508                                  | -         | 6.0              | 14.0              | 16.0              |

## 4.2 Agricultural Combinations fitted with Rubber Tracks

4.2.1 The rubber tracks on a Tracked Agricultural Machine or Implement, forming part of the Agricultural Combination must have a width of at least 406mm.



4.2.2 The tracks on Dual or Quad Track Agricultural Machine or Implement, forming part of the Agricultural Combination must not exceed the mass limits specified in the following table:

|                   |                       |
|-------------------|-----------------------|
| <b>Dual Track</b> | 14.0 tonnes per track |
| <b>Quad Track</b> | 7.0 tonnes per track  |

4.2.3 The tracks on Half Track Agricultural Machine or Implement, forming part of the Agricultural Combination must not exceed the mass limit specified in the following table:

|                   |                      |
|-------------------|----------------------|
| <b>Half Track</b> | 7.0 tonnes per track |
|-------------------|----------------------|

4.2.4 An axle fitted with tyres on a Half Tracked Agricultural Machine or Implement, forming part of the Agricultural Combination must not exceed a mass limit specified in sub-clause 4.1.

## 5 DIMENSION LIMITS

- 5.1 An Agricultural Combination must not exceed 6.0 metres in height.
- 5.2 An Agricultural Combination must not exceed 40.0 metres in length.
- 5.3 An Agricultural Combination must not exceed 8.5 metres in width.
- 5.4 An Agricultural Combination must not exceed 4.5 metres rear overhang.
- 5.5 Despite sub-clause 5.4, an Agricultural Combination that consists of an auger or conveyor may have a rear overhang not exceeding 14.0 metres.
- 5.6 An Agricultural Combination must be reduced to the smallest possible dimension, i.e. any boom or other equipment fully retracted.

*Note: For the purpose of this clause, any flags, lights or mirrors on the Agricultural Combination shall be disregarded when measuring the dimensions.*

## 6 WARNING DEVICES

### 6.1 Lights

6.1.1 An Agricultural Combination in excess of 2.5 metres in width must display at least one amber warning light complying with the requirements set out in the *Oversize Vehicle & Pilot Vehicle General Requirements*, available on the Pilots page of the Main Roads website.

- 6.1.2** An Agricultural Combination must not operate an amber warning light if not required under this clause.

## **6.2 Warning Signs and Flags**

- 6.2.1** An Agricultural Combination in excess of 2.5 metres in width must clearly display “Oversize” warning signs on the front and rear of the vehicle.
- 6.2.2** An “Oversize” warning sign must comply with the requirements set out in the *Oversize Vehicle & Pilot Vehicle General Requirements* on the Pilots page of the Main Roads website.
- 6.2.3** An Agricultural Combination must not display an “Oversize” warning sign if not required under this clause.
- 6.2.4** An Agricultural Combination must display a warning flag on the extremity of:
- (a) A side projection that extends beyond the body or wheels, whichever is wider, by more than 150mm; and
  - (b) A front or rear projection greater than 1.2 metres.
- 6.2.5** A warning flag must comply with the requirements set out in the *Oversize Vehicle & Pilot Vehicle General Requirements* on the Pilots page of the Main Roads website.
- 6.2.6** An Agricultural Combination must display striping made from a *retro-reflective material*, coloured red and white, or red and yellow, along both sides of any rigid projection that extends more than 1.2 metres in front of the vehicle’s body.
- 6.2.7** Any part of an axle on an Agricultural Combination that projects more than 150 mm from the outside wall of the tyres must be painted fluorescent yellow or have yellow fluorescent or other high-visibility material wrapped around it.

## **6.3 Additional Lighting Requirements at Night**

- 6.3.1** An Agricultural Combination travelling at *night* must be sufficiently illuminated to ensure it is clearly visible to approaching traffic.
- 6.3.2** An Agricultural Combination travelling at *night* must be fitted with the lighting equipment stipulated in *Part 13, Division 2* of the *Road Traffic (Vehicles) Regulations 2014*, as shown in *Appendix 5*.

# **7 ACCESS CONDITIONS**

## **7.1 Approved Roads**

An Agricultural Combination may travel on any road within the State of Western Australia, except a Freeway.

## **7.2 Bridges Restrictions**

An Agricultural Combination exceeding the following mass limits must not be driven on any bridge unless the operator obtains a bridge crossing permit:

- (a) 9.0 tonne on a single axle;
- (b) 16.5 tonne on a tandem axle group;
- (c) 20.0 tonne on a tri or quad axle group; or
- (d) 42.5 tonne gross mass.



*Note: Drive over structure locations are published on the RAV Mapping Tool, available on the Main Roads website.*

### 7.3 Route Assessment

Prior to departure, the operator or driver of the Agricultural Combination must assess the route of travel to ensure that it is suitable for use and that it can be driven along without contravening these Operating Conditions.

### 7.4 Damage

An Agricultural Combination must not be driven along a road if it is likely to cause:

- (a) Damage to property or another vehicle, or
- (b) Damage to telecommunication, electrical, gas, water or sewage services; or
- (c) Damage to a road (including a bridge), structure, roadside furniture, rail crossing or tree.

### 7.5 Speed Restrictions

An Agricultural Combination exceeding 3.5 metres in width must not be driven at a speed that exceeds the lesser of:

- (a) The maximum vehicle speed defined as part of the vehicle's licencing conditions; or
- (b) 80 km/h; or
- (c) The posted speed limit.

*Note: The above are the maximum allowable speeds. Agricultural Combinations must be driven at a safe speed, taking into consideration the road conditions and the combination's performance capabilities.*

### 7.6 Other Agency Height Approvals

**7.6.1** An Agricultural Combination exceeding 4.3 metres in height must not be driven on a road without current written approval from all the relevant Cable Operators, unless the height is no greater than 4.6 metres and the vehicle is being driven on a road that is listed in *Tandem Drive Network 2*.

**7.6.2** Any written approval obtained in accordance with this clause must be carried and produced to a member of the WA Police or Main Roads.

*Note: Contact Details for Other Agency Approvals are available on Oversize Over-mass Permits page of the Main Roads website.*

### 7.7 Minimum Following Distance

The driver of an Agricultural Combination must maintain a distance of at least 200 metres from any other RAV travelling in front of it, unless:

- (a) It is overtaking the vehicle in front or the vehicle in front is stopping;
- (b) There is a separate lane available for the use of overtaking traffic;
- (c) It is in an urban area and it is not reasonably practicable to maintain such a distance;
- (d) It is stopped, or coming to a stop for the purpose of complying with a provision of any law or avoiding conflict with other traffic; or
- (e) The Agricultural Combinations are travelling in a convoy subject to sub-clause 8.3.

## 8 PILOT & TRAFFIC ESCORT REQUIREMENTS

### 8.1 Number of Pilot & Traffic Escort Vehicles

- 8.1.1 An Agricultural Combination must be accompanied by the minimum number of pilot vehicles specified in *Appendix 1A* when travelling outside of the Perth Metropolitan Area.
- 8.1.2 An Agricultural Combination must be accompanied by the minimum number of pilot vehicles and traffic escort vehicles specified in *Appendix 1B* when travelling inside the Perth Metropolitan Area.
- 8.1.3 An Agricultural Combination exceeding 3.5 metres in width may be accompanied by a pilot vehicle or additional pilot vehicles where the operator considers it necessary to safely facilitate the movement of the Agricultural Combination.
- 8.1.4 An Agricultural Combination in excess of 3.1 metres in width must not travel at *night* in an urban area without being accompanied by a minimum of one (1) pilot vehicle. (Refer to the *Night Curfew* under sub-clause 9.1)
- 8.1.5 In addition to any other pilot requirements, an Agricultural Combination consisting of an auger or a conveyor with a rear overhang exceeding 10.0 metres, must be accompanied by at least one (1) *Agricultural Pilot* to safely facilitate the excessive tail swing.

### 8.2 General Pilot Requirements

- 8.2.1 The driver of a pilot vehicle is not required to hold a Heavy Vehicle Pilot Licence, provided they are facilitating the movement of the Agricultural Combination in accordance with the requirements under *Appendix 1A*.
- 8.2.2 An Agricultural Pilot vehicle must be operated in accordance with the *Agricultural Pilot Operational Requirements*, available on the Agricultural Vehicles page of the Main Roads website.
- 8.2.3 Where a Licensed Pilot is specified in *Appendix 1A*, it may be substituted for an Agricultural Pilot, provided there is a holder of a Heavy Vehicle Pilot Licence in the lead agricultural machine, overseeing the pilots.
- 8.2.4 Where an Agricultural Pilot is specified in *Appendix 1A*, the pilot vehicle may tow one (1) agricultural implement or trailer, provided:
  - (a) It is not wider than 2.5 metres;
  - (b) It does not interfere with the driver's rearward field of vision; and
  - (c) It does not obstruct the pilot vehicle's warning light and sign, unless there is an additional warning light and sign mounted to the agricultural implement or trailer.

### 8.3 Convoy Travel with Pilot Vehicles

- 8.3.1 A maximum of three Agricultural Combinations may travel in convoy with one another when accompanied by pilot vehicles and travelling outside of the Perth Metropolitan Area.
- 8.3.2 A maximum of two Agricultural Combinations may travel in convoy with one another when accompanied by pilot vehicles and travelling inside of the Perth Metropolitan Area.
- 8.3.3 When Agricultural Combinations are travelling in convoy, the pilot vehicle requirements and any other conditions that are applicable to the largest combination, apply to the convoy.
- 8.3.4 The distance between Agricultural Combinations travelling in convoy must not exceed 100 metres.

## 9 CURFEWS

### 9.1 Night Curfews

An Agricultural Combination in excess of 3.2 metres is not permitted to travel at night, unless:

- (a) Travelling on an Agricultural Pilot Green Zone road; or
- (b) Travelling between Green Zone roads on an Orange Zone road within 1 km; and
- (c) Complying with clause 6.3 - Additional Lighting Requirements at *night*.

*Note: Agricultural Pilot Zones are available on the RAV Mapping Tool on the Main Roads website.*

### 9.2 Perth Metropolitan Curfew Area

**9.2.1** An Agricultural Combination that exceeds 2.7 m in width or 22 m in length must not be driven on any road within the *Perth Metropolitan Area* during the *Peak Traffic Periods*, other than the roads depicted in *Appendix 2* as “Approved roads within the Metropolitan Area during curfew”.

**9.2.2** An Agricultural Combination that exceeds 6.5 metres in width or 40 metres in length, but not more than 8.5 metres in width, must only travel within the *Perth Metropolitan Area* on weekdays from Monday to Friday between 09:30am and 2:00pm, and Saturday and Sunday between sunrise and sunset.

### 9.3 Christmas and New Year Curfews

**9.3.1** An Agricultural Combination exceeding 5.5 metres in width and/or 40 metres in length must not travel on any of the following prohibited roads during the following curfew periods:

Prohibited Roads:

- |  |                               |
|--|-------------------------------|
| (a) All roads in the Metropolitan Area                             | (b) Albany Highway            |
| (c) Brand Highway  | (d) Brookton Highway          |
| (e) Bussell Highway  | (f) Forrest Highway           |
| (g) Indian Ocean Drive   | (h) Muir Highway              |
| (i) North West Coastal Highway<br>(Geraldton to Kalbarri Turn-off) | (j) Northampton Kalbarri Road |
| (k) South Coast Highway  | (l) South Western Highway     |

Curfew Periods:

- (a) From sunrise on the Friday until sunset on the Sunday prior to Christmas Day; and
- (b) From sunrise on 24<sup>th</sup> December until sunset on 3<sup>rd</sup> January.

**9.3.2** Despite sub-clause 9.3.1, an Agricultural Combination may travel on the prohibited roads, except roads within the Metropolitan Area, for a maximum distance of 1.0 kilometre, for the purpose of traveling between non-prohibited roads.

## 9.4 Easter Curfews

**9.4.1** An Agricultural Combination exceeding 5.5 metres in width and/or 40 metres in length must not travel on any of the following prohibited roads during the following curfew period:

Prohibited Roads:

- |  |                               |
|--|-------------------------------|
| (a) All roads in the Metropolitan Area                             | (b) Albany Highway            |
| (c) Brand Highway  | (d) Brookton Highway          |
| (e) Bussell Highway  | (f) Forrest Highway           |
| (g) Indian Ocean Drive   | (h) Muir Highway              |
| (i) North West Coastal Highway<br>(Geraldton to Kalbarri Turn-off) | (j) Northampton Kalbarri Road |
| (k) South Coast Highway  | (l) South Western Highway     |

Curfew Period:

From sunrise on the Thursday before Good Friday until sunset on the Tuesday after Easter Monday.

**9.4.2** Despite sub-clause 9.4.1, an Agricultural Combination may travel on the prohibited roads, except roads within the Metropolitan Area, for a maximum distance of 1.0 kilometre, for the purpose of traveling between non-prohibited roads.

## 9.5 Long Weekends

An Agricultural Combination exceeding 2.7 metres in width and/or 30 metres in length must not travel on Forrest Highway and Lakelands Lake Clifton Road (includes Mandurah and Dawesville Bypasses), between the intersections of Pinjarra Road and Peppermint Grove Road, (Refer to the *Appendix 4 – Mandurah Curfew Map*), during the following periods:

- Sunset on the Thursday prior to a Monday long weekend until sunrise on the Tuesday after a Monday long weekend; and
- Sunset on the Wednesday prior to a Friday Long Weekend until sunrise on the Monday after a Friday Long Weekend.

*Note: If the public holiday falls on a Tuesday, Wednesday or Thursday no curfew applies.*

## 9.6 Poor Visibility

**9.6.1** The driver of an Agricultural Combination must not begin to travel if, due to circumstances such as fog, heavy rain, smoke, dust or insect plague:

- Visibility is less than 250 metres during the *day*; or
- The headlights of a vehicle approaching within 250 metres could not be seen at night.

**9.6.2** Where an Agricultural Combination is already travelling when visibility is reduced to the level described above, the driver must drive into the nearest safe parking area, and wait until visibility improves beyond that level before continuing to travel.

## 10 TOWING

- 10.1 The self-propelled towing vehicle in an Agricultural Combination must not tow more than three (3) agricultural implements.
- 10.2 The self-propelled towing vehicle in an Agricultural Combination must only tow two (2) agricultural implements if towing one (1) other non-agricultural vehicle.
- 10.3 Only one (1) non-agricultural vehicle may be towed in an Agricultural Combination.
- 10.4 A non-agricultural vehicle in an Agricultural Combination must not exceed 2.5 metres in width.
- 10.5 An Agricultural Combination must not tow a heavy vehicle, other than an agricultural implement.

## 11 CARRYING A LOAD

An Agricultural Combination that exceeds a statutory mass limit must not carry a load, unless:

- (a) The load is equipment and/or substances necessary for the operation of the vehicle; or
- (b) The load is necessary to enable the vehicle to perform its agricultural function.

## 12 ORDER SUSPENSION

Approval to operate an Agricultural Combination under the Order to which these Operating Conditions apply may be suspended when road and/or traffic conditions are considered unsuitable. Main Roads personnel, WA Police or Traffic Escort Wardens, may make verbal notification of such suspension.

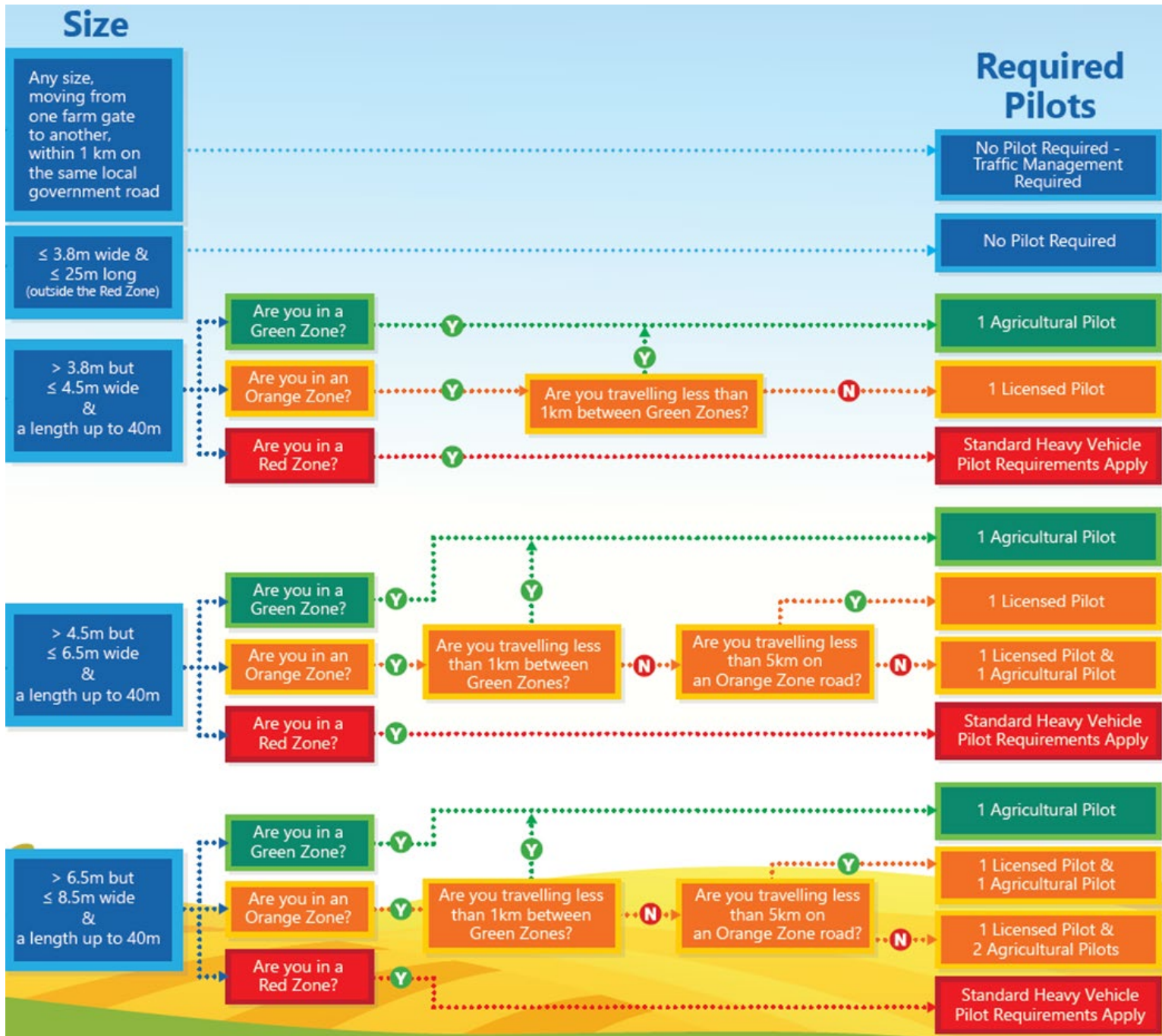
## 13 AMENDMENTS & NOTIFICATIONS

- 13.1 These Operating Conditions are subject to occasional amendment. If amendments are made that impact transport operators, they will be published as an “HVS update” on the Main Roads website on the first working day of the month. Operators and drivers are required to ensure that they are operating vehicles on the public road network in accordance with the current Agricultural Combination Operating Conditions.
- 13.2 Heavy Vehicle Travel Impacts are published when road conditions may impede the movement of Restricted Access Vehicles. Operators and drivers are required to check the Heavy Vehicle Travel Impacts on the Main Roads website prior to operating the vehicle on the public road network to ensure that there is no relevant information that will impede their vehicle operating on the WA road network.
- 13.3 All conditions stipulated in HVS Updates or Heavy Vehicle Travel Impacts must be adhered to.

## 14 APPENDICES

| Appendix    | Title                           |
|-------------|---------------------------------|
| Appendix 1A | Agricultural Pilot Requirements |
| Appendix 1B | General Pilot Requirements      |
| Appendix 2  | Perth Metropolitan Area         |
| Appendix 3  | Central Zones                   |
| Appendix 4  | Mandurah Curfew Map             |
| Appendix 5  | Part 13, Division 2 Extract     |

## Appendix 1A - Agricultural Pilot Requirements



**Green Zone** – All roads within the areas bounded by Regional Distributor and State roads.

**Orange Zone** – All Regional Distributor and State roads, outside the Metropolitan Area.

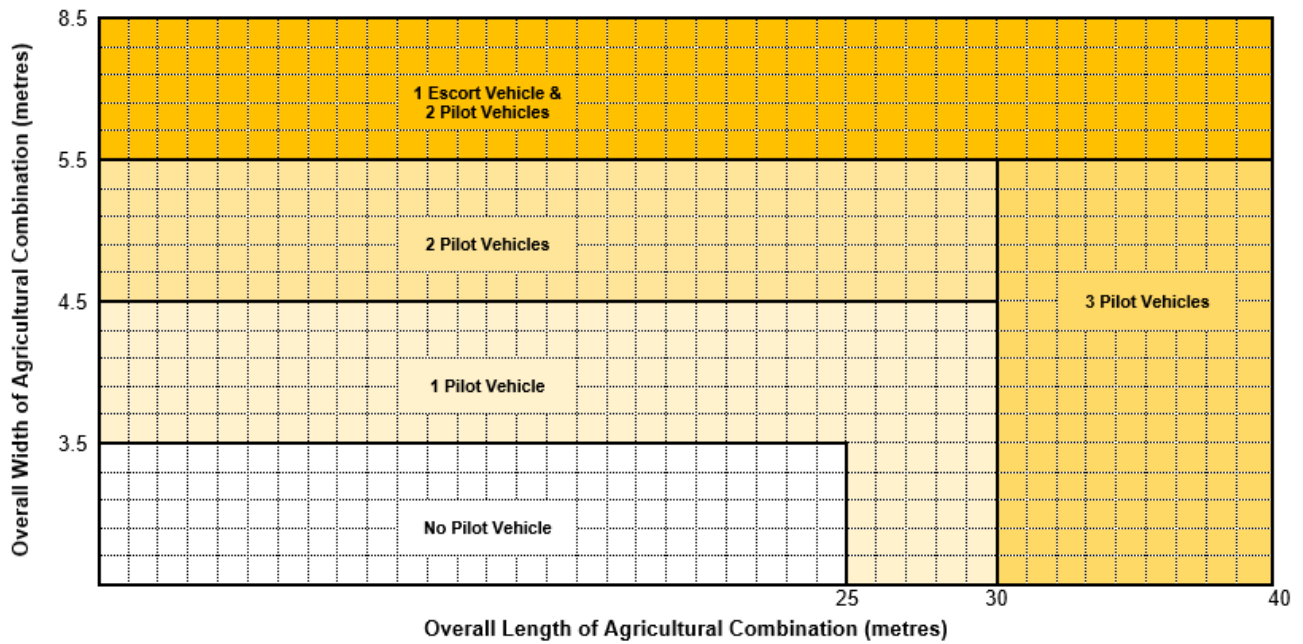
**Red Zone** – All roads within the Metropolitan Area.

**NOTE:** Agricultural Pilot Zones are available on the RAV Mapping Tool on the Main Roads website.

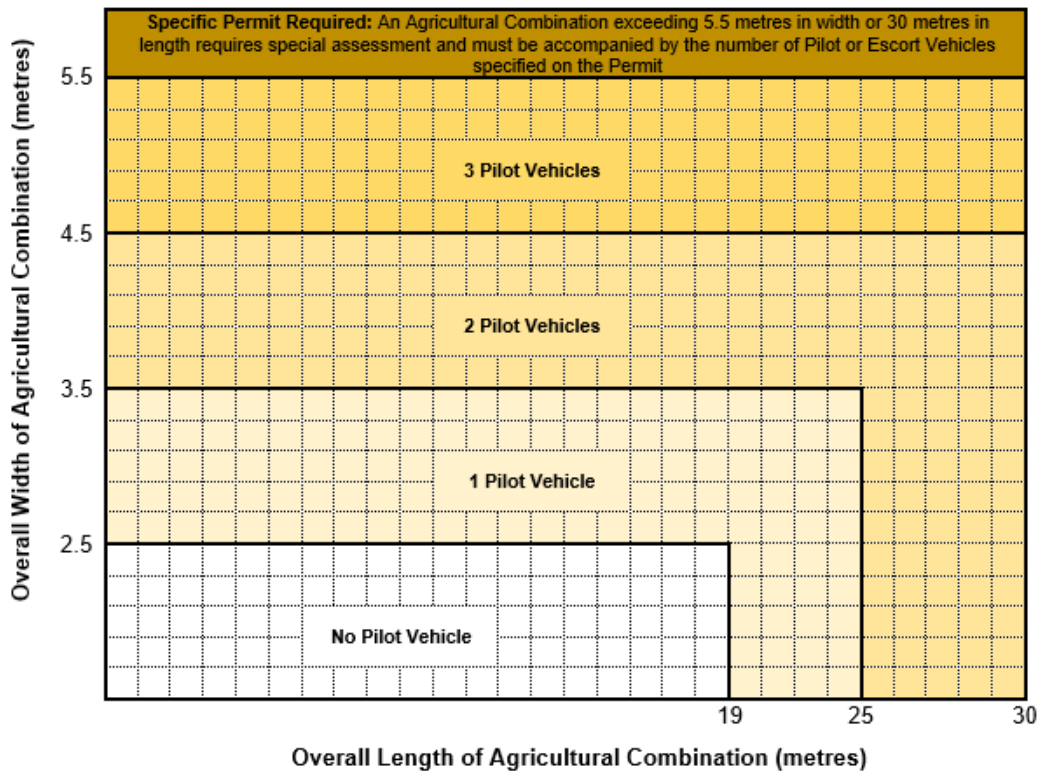
Traffic management must be in accordance with D07#103477 - Traffic Management Requirements - Towed Agricultural Implements Crossings, available on the Main Roads website.

## Appendix 1B - General Pilot Requirements

### Minimum Pilot Requirements (excluding Central Zones)



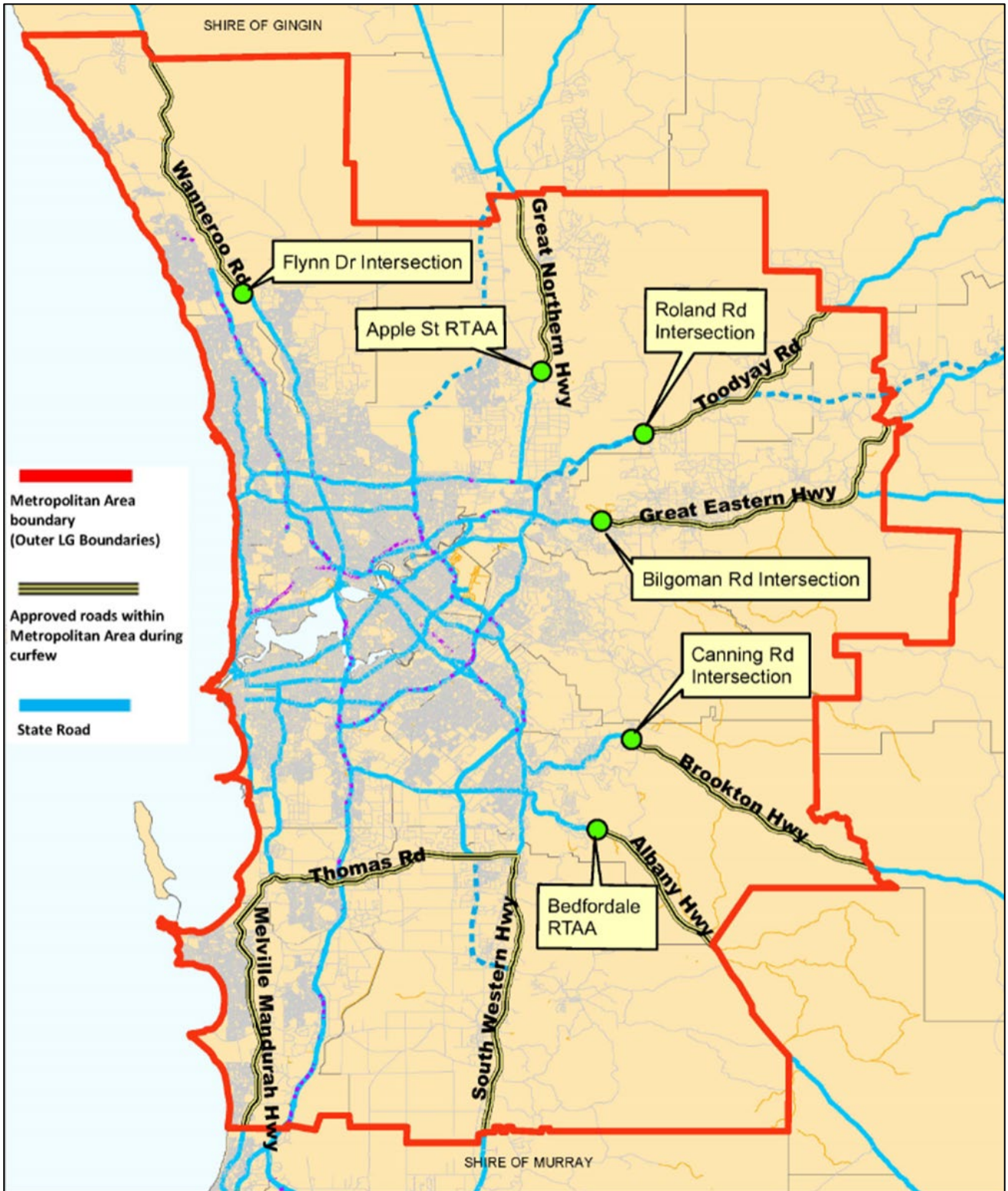
### Minimum Pilot Requirements within Central Zones



**NOTE:** The driver of a 'Pilot Vehicle' referred to in *Appendix 1B* must be a Licensed Pilot.

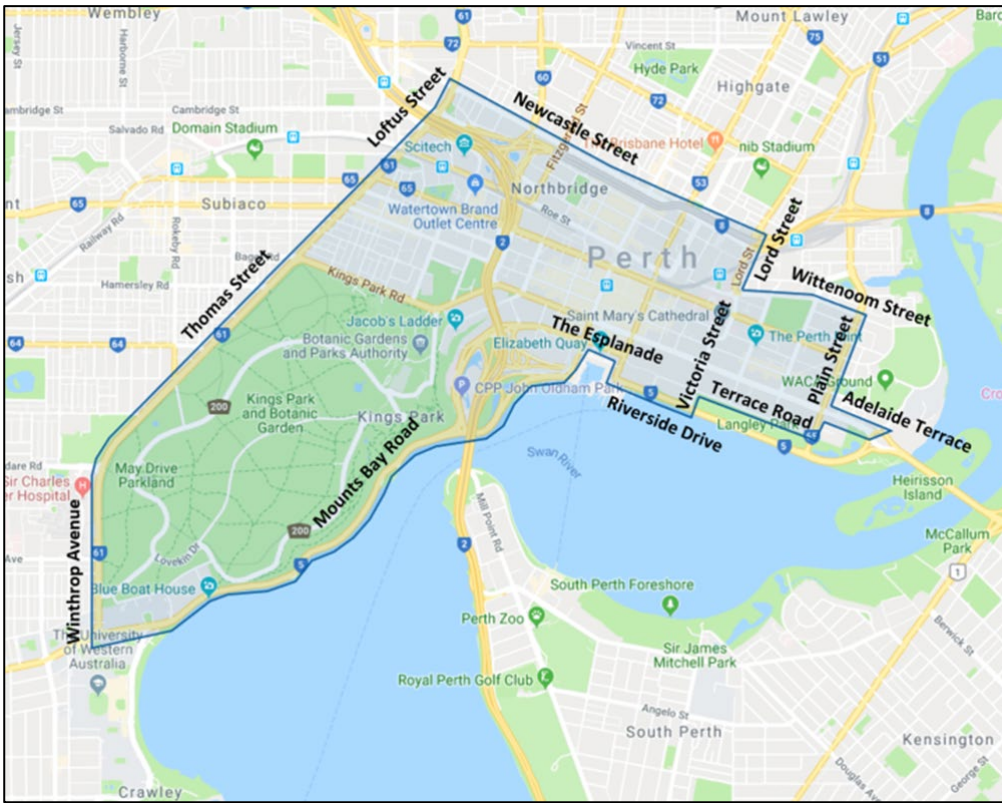


## Appendix 2 – Perth Metropolitan Area

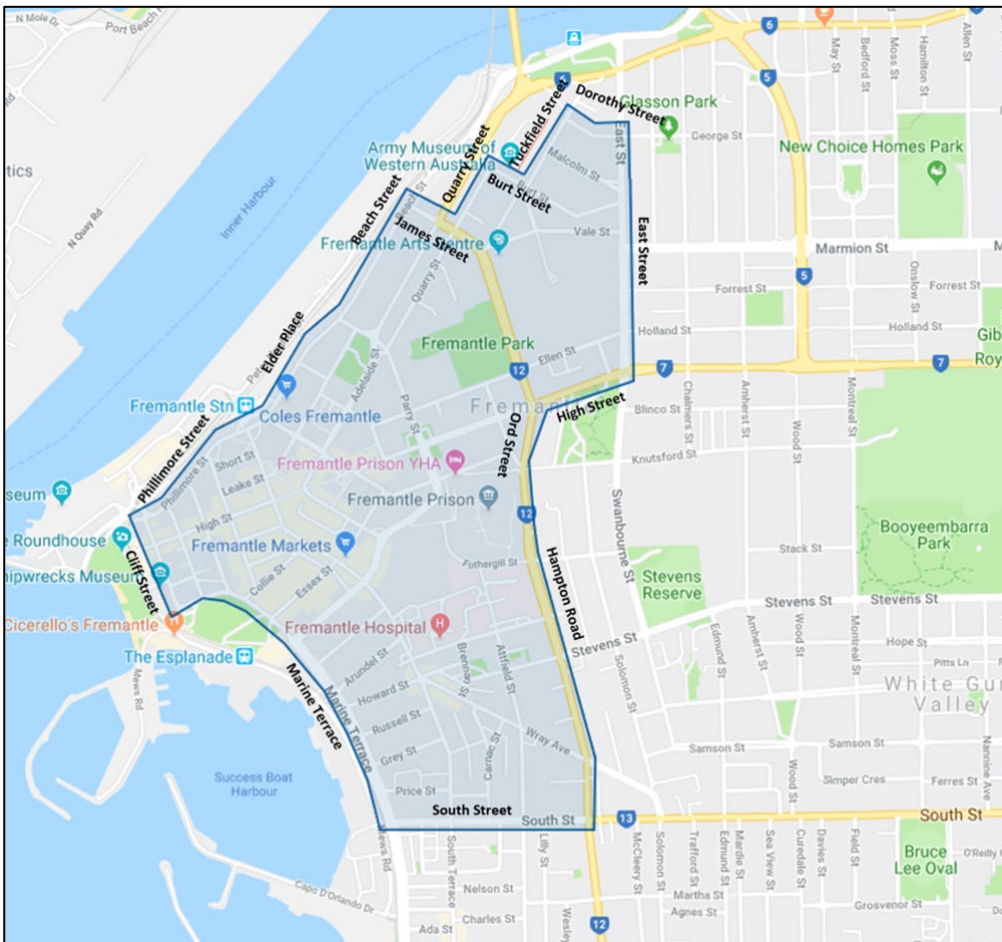


## Appendix 3 – Central Zones

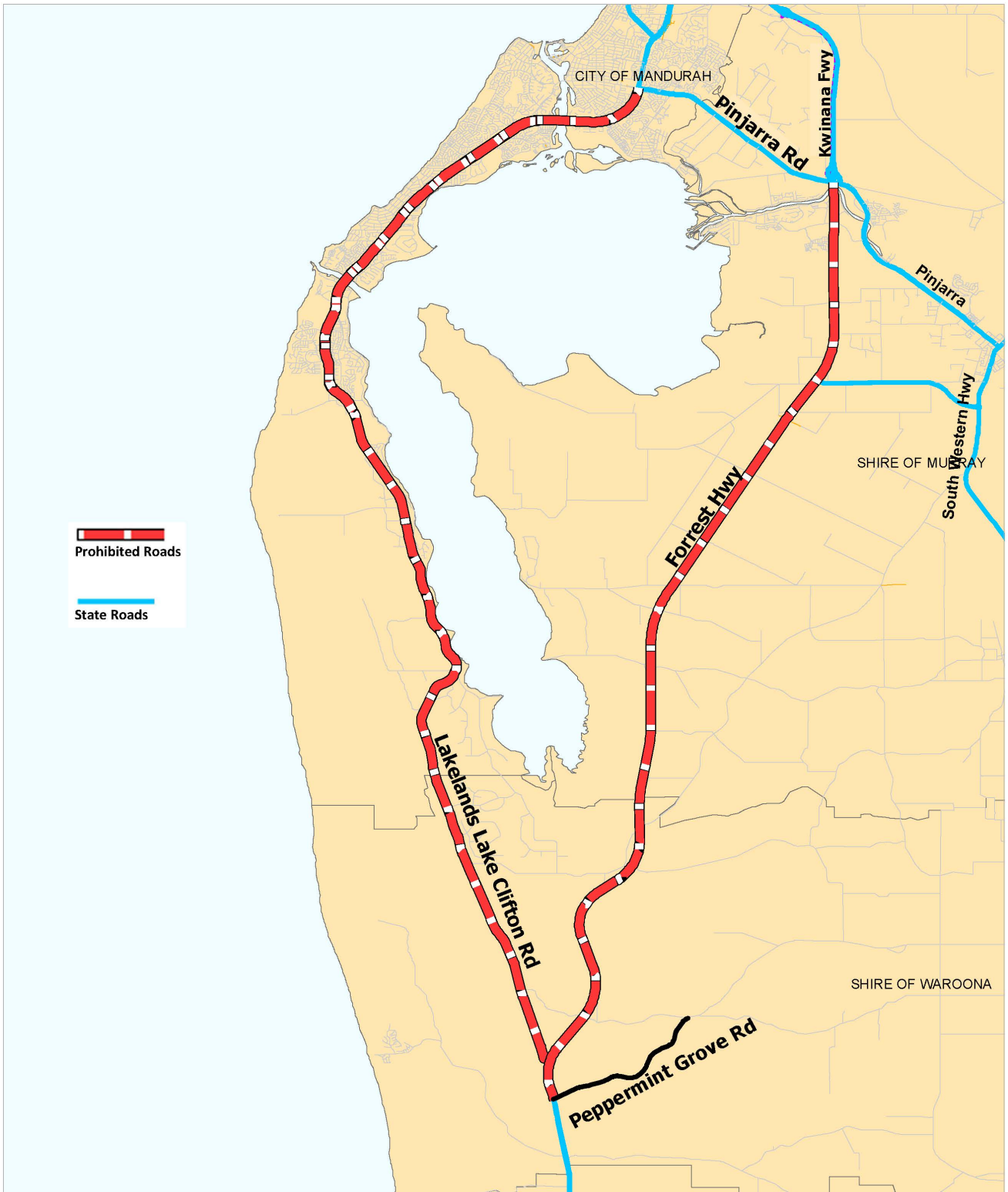
### Perth Map



### Fremantle Map



## Appendix 4 - Mandurah Curfew Map



**Appendix 5 – Part 13, Division 2 Extract****• 426. Lighting equipment generally**

- (1) In this regulation —  
*lighting equipment* means lights, reflectors and ancillary equipment.
- (2) If a towed vehicle is being towed on a road at night there must be fitted to the towed vehicle, and connected electrically to the towing vehicle, lighting equipment which complies with —
  - (a) if the towed vehicle is a trailer —
    - (i) Part 10 Division 8; or
    - (ii) this Division;
  - or
  - (b) if the towed vehicle is not a trailer — this Division.
- (3) If the lighting equipment mentioned in subregulation (2) is fitted by means of a light board, that light board —
  - (a) must be securely installed; and
  - (b) may —
    - (i) be installed with straps; and
    - (ii) incorporate a wiring harness connected to a suitable connector on the towing vehicle.

**• 427. Positioning of lights and reflectors**

All lights and reflectors required by this Division —

- (a) subject to paragraph (b), must be fitted not less than 400 mm and not more than 1.5 m above ground level; and
- (b) if there is no suitable structure not more than 1.5 m above ground level to which those lights and reflectors can be fitted, may be fitted higher than, but as near as possible to 1.5 m above ground level; and
- (c) must be fitted symmetrically, to each side of the rear of the towed vehicle, and —
  - (i) wherever possible, horizontally and inwards in the sequence stop light, reflector, rear light and signalling light; or
  - (ii) if it is not possible to fit those lights and reflectors in accordance with subparagraph (i), be fitted vertically, in the sequence mentioned with the stop light on the top and the signalling light on the bottom;
- and
- (d) must have the outer edge of their reflective or illuminated area not more than 400 mm from each of the lateral extremities of the towed vehicle; and
- (e) must diffuse or direct their emitted or reflected light so as not to cause glare adversely affecting the vision of a person.

**• 428. Stop lights**

- (1) There must be fitted to each towed vehicle towed on a road 2 stop lights —
  - (a) each of which, when lighted, displays a red light clearly visible in sunlight at all distances up to 60 m to the rear of the towed vehicle; and
  - (b) each of which is lighted when the foot brake of the towing vehicle is applied.

- (2) Subregulation (1) does not apply if the combination of which the towed vehicle is a part is fitted with a flashing amber light in accordance with regulation 433 and that light is operating whenever the combination is being moved on a road.

• **429. Reflectors**

- (1) If an agricultural implement is towed or left stationary on a road at night the driver of the towing vehicle or the person who left the implement stationary must ensure that the towed implement, or in the case of an agricultural combination consisting of more than one towed vehicle, the rear vehicle of that combination, is fitted with 2 reflectors —
- (a) each of which, at night, emits a red reflection of the light projected on to that reflector by a headlight complying with Part 10 Division 8 Subdivision 2 so as to be visible clearly, at a distance of 100 m, to the driver of the vehicle from which that light is projected; and
  - (b) each of which consists of —
    - (i) a reflective tape with an area of not less than 25 sq cm and a width of not less than 25 mm; or
    - (ii) a reflecting lens of not less than 25 mm in diameter fitted to a rear light.

Penalty: a fine of 8 PU.

- (2) In addition to the reflectors required under subregulation (1) there may be fitted to a towed vehicle a third reflector which —
- (a) complies with the requirements of subregulation (1)(b); and
  - (b) occupies a central position between the signalling lights mentioned in regulation 431.

• **430. Rear lights**

If an agricultural implement is towed on a road at night, there must be fitted to that implement, or, in the case of an agricultural combination consisting of more than one towed vehicle, the rear vehicle of that combination, 2 rear lights —

- (a) each of which is of a power not exceeding 7 W; and
- (b) each of which, when lighted, displays a red light clearly visible at night at all distances up to 200 m to the rear of the towed vehicle.

• **431. Signalling lights**

If an agricultural implement is towed on a road at night, there must be fitted to that implement, or, in the case of an agricultural combination consisting of more than one towed vehicle, the rear vehicle of that combination, 2 signalling lights —

- (a) each of which, when lighted, displays an amber light clearly visible in sunlight at all distances up to 60 m to the rear of the towed vehicle; and
- (b) which are readily operated by the driver of the towing vehicle from the proper driving position; and
- (c) the operation of which is indicated by means of a tell-tale indicator that is visible and audible to the driver of the towing vehicle; and
- (d) the switching on of each of which is followed by the display of its light within a maximum period of one second and by the regular flashing of its light thereafter at a rate of not less than 60 times or more than 120 times, per minute; and
- (e) each of which flashes in phase with its counterpart on the same side of the towing vehicle and is operated by the same control switch; and

(f) which are capable of operating as flashing warning lights.

- **432. Clearance lights**

(1) In this regulation —

*clearance light* means a light which, when lighted, gives an indication of the width of the towed vehicle from the front and from the rear of that vehicle.

(2) If an agricultural implement with a width exceeding 2.5 m is towed on a road at night, a clearance light must be fitted to each side of that implement.